

LA-UR-19-30069

Approved for public release; distribution is unlimited.

Title: 2018 LANSCE User Survey

Author(s): Roelofs, Nina

Intended for: Emailed to LANSCE User Group
Web

Issued: 2019-10-04

Disclaimer:

Los Alamos National Laboratory, an affirmative action/equal opportunity employer, is operated by Triad National Security, LLC for the National Nuclear Security Administration of U.S. Department of Energy under contract 89233218CNA000001. By approving this article, the publisher recognizes that the U.S. Government retains nonexclusive, royalty-free license to publish or reproduce the published form of this contribution, or to allow others to do so, for U.S. Government purposes. Los Alamos National Laboratory requests that the publisher identify this article as work performed under the auspices of the U.S. Department of Energy. Los Alamos National Laboratory strongly supports academic freedom and a researcher's right to publish; as an institution, however, the Laboratory does not endorse the viewpoint of a publication or guarantee its technical correctness.

2018 LANSCE User Survey



Final – February 15, 2019



Managed by Triad National Security, LLC for the U.S. Department of Energy's NNSA

WNR & Lujan Center Users

69 Total Responses

Date Created: Thursday, September 13, 2018

Complete Responses: 56

Survey Invitations (users)	527 (incl. 22 bounced emails)
Total Responses	69
Response Rate	13%
Responses with follow up request	10

pRad Users

15 Total Responses

Date Open: Thursday, January 9, 2019

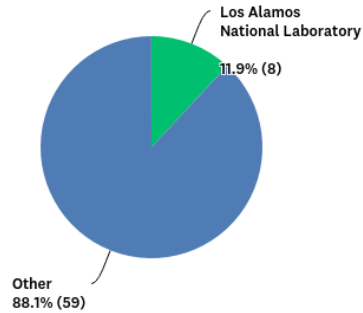
Complete Responses: 15

Survey Invitations (users)	70 (incl. 2 bounced emails)
Total Responses	15
Response Rate	22%
Responses with follow up request	1

Q1: What is your home institution?

WNR & Lujan Center

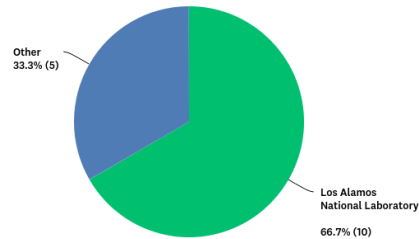
Answered: 67 Skipped: 2



ANSWER CHOICES	RESPONSES
Los Alamos National Laboratory	11.9% 8
Other	88.1% 59
TOTAL	67

pRad

Answered: 15 Skipped: 0

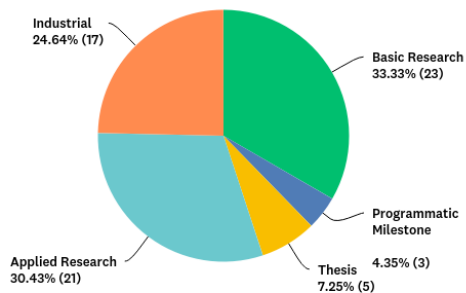


ANSWER CHOICES	RESPONSES
Los Alamos National Laboratory	66.7% 10
Other	33.3% 5
TOTAL	15

Q2: What was the primary purpose of your experiment?

WNR & Lujan Center

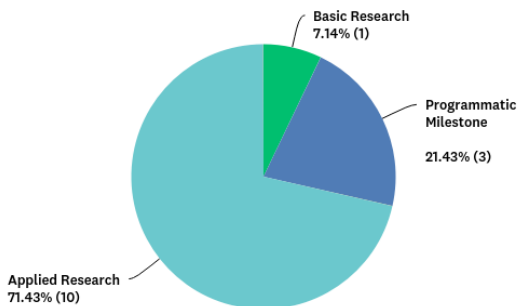
Answered: 69 Skipped: 0



ANSWER CHOICES	RESPONSES
Basic Research	33.33% 23
Programmatic Milestone	4.35% 3
Thesis	7.25% 5
Applied Research	30.43% 21
Industrial	24.64% 17
TOTAL	69

pRad

Answered: 14 Skipped: 1

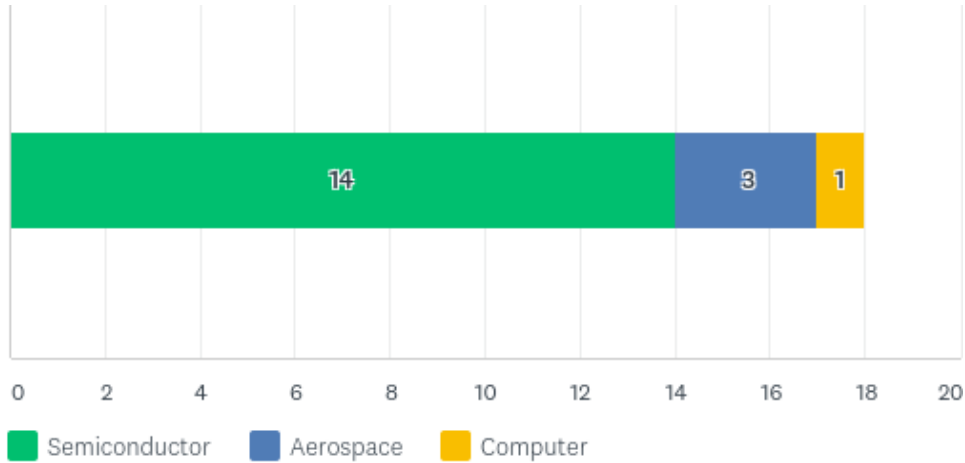


ANSWER CHOICES	RESPONSES
Basic Research	7.14% 1
Programmatic Milestone	21.43% 3
Thesis	0.00% 0
Applied Research	71.43% 10
Industrial	0.00% 0
TOTAL	14

Q3: What type of industry? (please select one or several of the options)

WNR & Lujan Center

Answered: 16 Skipped: 53

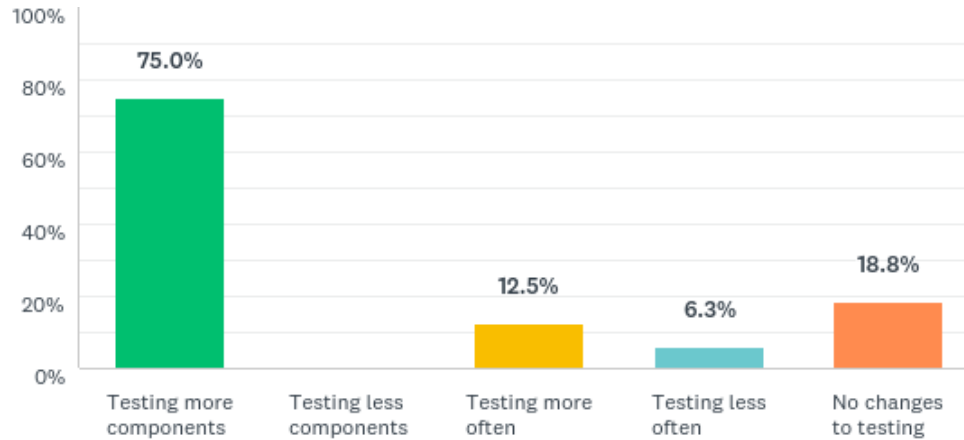


ANSWER CHOICES	RESPONSES
Semiconductor	87.50% 14
Aerospace	18.75% 3
Computer	6.25% 1
Total Respondents: 16	

Q5: What are your future intention to use LANSCE? (check all answers that apply)

WNR & Lujan Center

Answered: 16 Skipped: 53

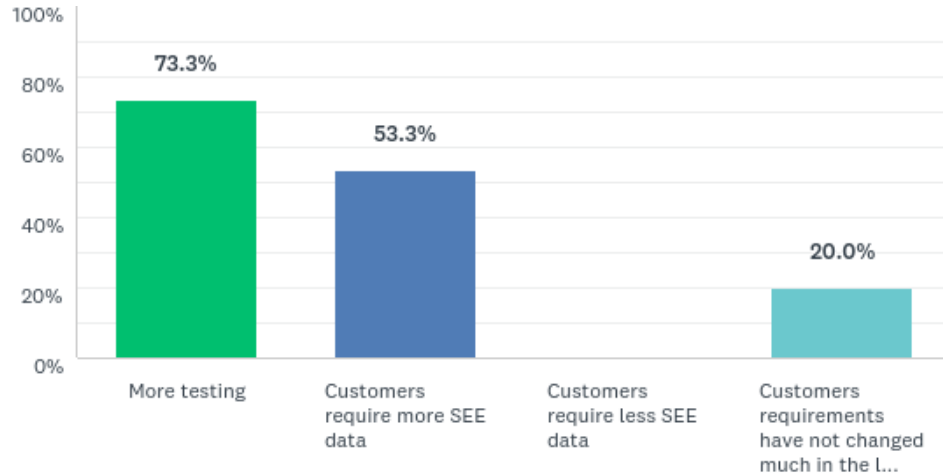


ANSWER CHOICES	RESPONSES	
Testing more components	75.0%	12
Testing less components	0.0%	0
Testing more often	12.5%	2
Testing less often	6.3%	1
No changes to testing	18.8%	3
Total Respondents: 16		

Q6: What trends do you see?

WNR & Lujan Center

Answered: 15 Skipped: 54

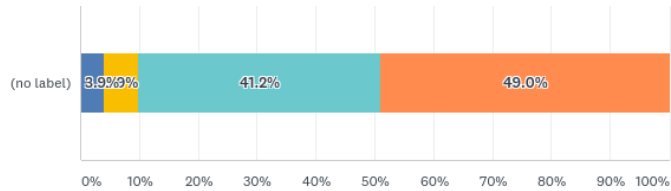


ANSWER CHOICES	RESPONSES	
More testing	73.3%	11
Customers require more SEE data	53.3%	8
Customers require less SEE data	0.0%	0
Customers requirements have not changed much in the last few years	20.0%	3
Total Respondents: 15		

Q7: How satisfied were you with the proposal input process?

WNR & Lujan Center

Answered: 58 Skipped: 11



Very Dissatisfied Dissatisfied Neither Satisfied nor Dissatisfied Satisfied Very Satisfied

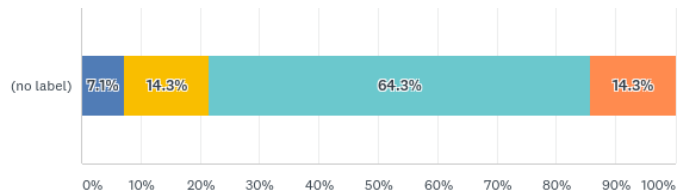
	VERY DISSATISFIED	DISSATISFIED	NEITHER SATISFIED NOR DISSATISFIED	SATISFIED	VERY SATISFIED	TOTAL	WEIGHTED AVERAGE
(no label)	0.0%	3.9%	5.9%	41.2%	49.0%	51	4.35
	0	2	3	21	25		

BASIC STATISTICS

Minimum	Maximum	Median	Mean	Standard Deviation
2.00	5.00	4.00	4.35	0.76

pRad

Answered: 15 Skipped: 0



Very Dissatisfied Dissatisfied Neither Satisfied nor Dissatisfied Satisfied Very Satisfied

	VERY DISSATISFIED	DISSATISFIED	NEITHER SATISFIED NOR DISSATISFIED	SATISFIED	VERY SATISFIED	TOTAL	WEIGHTED AVERAGE
(no label)	0.0%	7.1%	14.3%	64.3%	14.3%	14	3.86
	0	1	2	9	2		

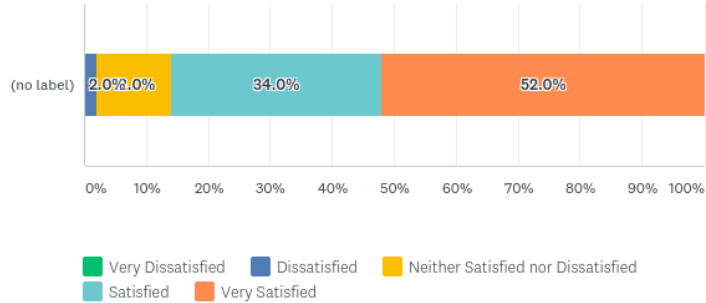
BASIC STATISTICS

Minimum	Maximum	Median	Mean	Standard Deviation
2.00	5.00	4.00	3.86	0.74

Q8: How satisfied were you with the proposal review process?

WNR & Lujan Center

Answered: 58 Skipped: 11

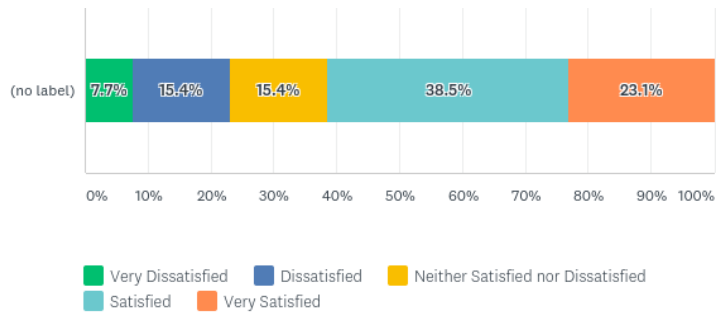


	VERY DISSATISFIED	DISSATISFIED	NEITHER SATISFIED NOR DISSATISFIED	SATISFIED	VERY SATISFIED	TOTAL	WEIGHTED AVERAGE
(no label)	0.0%	2.0%	12.0%	34.0%	52.0%	50	4.36
	0	1	6	17	26		

BASIC STATISTICS				
Minimum	Maximum	Median	Mean	Standard Deviation
2.00	5.00	5.00	4.36	0.77

pRad

Answered: 14 Skipped: 1



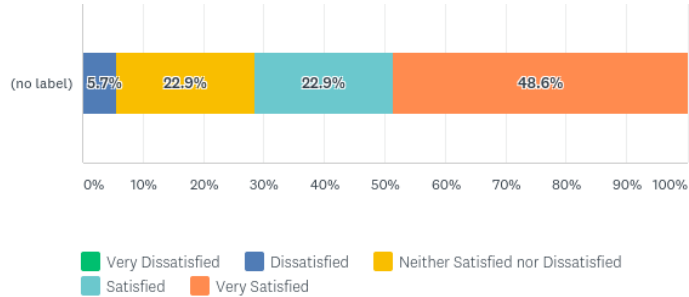
	VERY DISSATISFIED	DISSATISFIED	NEITHER SATISFIED NOR DISSATISFIED	SATISFIED	VERY SATISFIED	TOTAL	WEIGHTED AVERAGE
(no label)	7.7%	15.4%	15.4%	38.5%	23.1%	13	3.54
	1	2	2	5	3		

BASIC STATISTICS				
Minimum	Maximum	Median	Mean	Standard Deviation
1.00	5.00	4.00	3.54	1.22

Q9: How useful did you find the presentation portion of the PAC review?

WNR & Lujan Center

Answered: 58 Skipped: 11

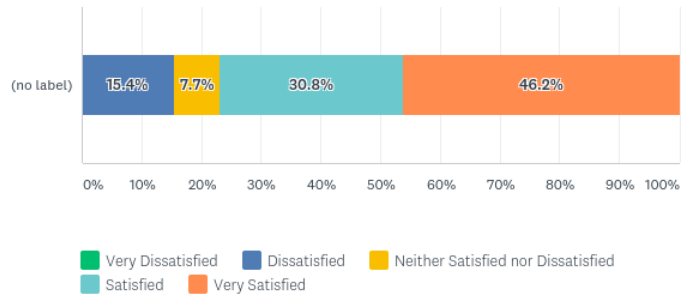


	VERY DISSATISFIED	DISSATISFIED	NEITHER SATISFIED NOR DISSATISFIED	SATISFIED	VERY SATISFIED	TOTAL	WEIGHTED AVERAGE
(no label)	0.0% 0	5.7% 2	22.9% 8	22.9% 8	48.6% 17	35	4.14

BASIC STATISTICS					
Minimum	Maximum	Median	Mean	Standard Deviation	
2.00	5.00	4.00	4.14	0.96	

pRad

Answered: 15 Skipped: 0



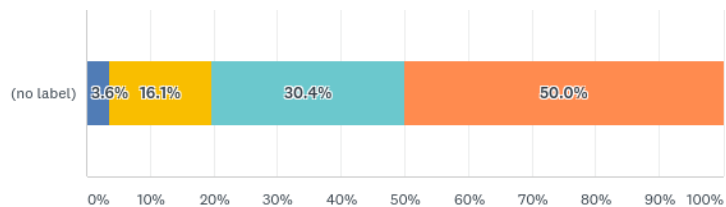
	VERY DISSATISFIED	DISSATISFIED	NEITHER SATISFIED NOR DISSATISFIED	SATISFIED	VERY SATISFIED	TOTAL	WEIGHTED AVERAGE
(no label)	0.0% 0	15.4% 2	7.7% 1	30.8% 4	46.2% 6	13	4.08

BASIC STATISTICS					
Minimum	Maximum	Median	Mean	Standard Deviation	
2.00	5.00	4.00	4.08	1.07	

Q10: How satisfied were you with the scheduling of your experiment?

WNR & Lujan Center

Answered: 58 Skipped: 11



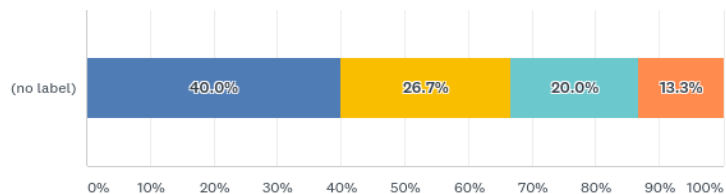
Very Dissatisfied Dissatisfied Neither Satisfied nor Dissatisfied Satisfied Very Satisfied

	VERY DISSATISFIED	DISSATISFIED	NEITHER SATISFIED NOR DISSATISFIED	SATISFIED	VERY SATISFIED	TOTAL	WEIGHTED AVERAGE
(no label)	0.0%	3.6%	16.1%	30.4%	50.0%	56	4.27
	0	2	9	17	28		

BASIC STATISTICS				
Minimum	Maximum	Median	Mean	Standard Deviation
2.00	5.00	4.50	4.27	0.86

pRad

Answered: 15 Skipped: 0



Very Dissatisfied Dissatisfied Neither Satisfied nor Dissatisfied Satisfied Very Satisfied

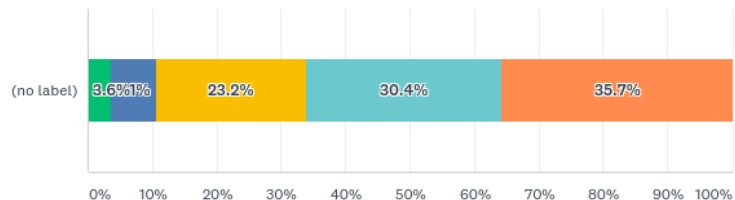
	VERY DISSATISFIED	DISSATISFIED	NEITHER SATISFIED NOR DISSATISFIED	SATISFIED	VERY SATISFIED	TOTAL	WEIGHTED AVERAGE
(no label)	0.0%	40.0%	26.7%	20.0%	13.3%	15	3.07
	0	6	4	3	2		

BASIC STATISTICS				
Minimum	Maximum	Median	Mean	Standard Deviation
2.00	5.00	3.00	3.07	1.06

Q11: How satisfied were you with the beam performance and the communication of its expected performance?

WNR & Lujan Center

Answered: 58 Skipped: 11



Very Dissatisfied Dissatisfied Neither Satisfied nor Dissatisfied Satisfied Very Satisfied

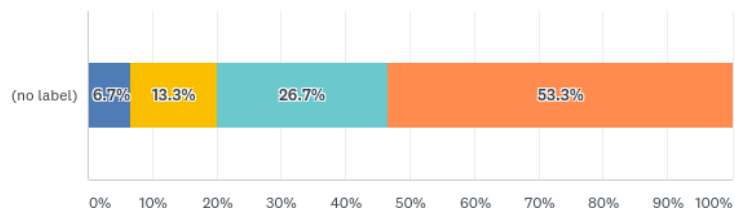
	VERY DISSATISFIED	DISSATISFIED	NEITHER SATISFIED NOR DISSATISFIED	SATISFIED	VERY SATISFIED	TOTAL	WEIGHTED AVERAGE
(no label)	3.6%	7.1%	23.2%	30.4%	35.7%	56	3.88
	2	4	13	17	20		

BASIC STATISTICS

Minimum	Maximum	Median	Mean	Standard Deviation
1.00	5.00	4.00	3.88	1.09

pRad

Answered: 15 Skipped: 0



Very Dissatisfied Dissatisfied Neither Satisfied nor Dissatisfied Satisfied Very Satisfied

	VERY DISSATISFIED	DISSATISFIED	NEITHER SATISFIED NOR DISSATISFIED	SATISFIED	VERY SATISFIED	TOTAL	WEIGHTED AVERAGE
(no label)	0.0%	6.7%	13.3%	26.7%	53.3%	15	4.27
	0	1	2	4	8		

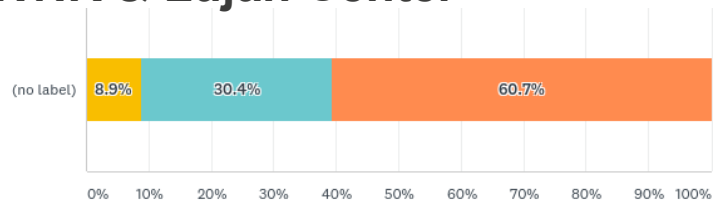
BASIC STATISTICS

Minimum	Maximum	Median	Mean	Standard Deviation
2.00	5.00	5.00	4.27	0.93

Q12: How satisfied were you with the support provided by LANSCE staff?

WNR & Lujan Center

Answered: 57 Skipped: 12



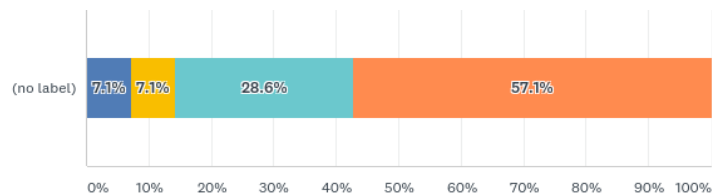
Very Dissatisfied Dissatisfied Neither Satisfied nor Dissatisfied
Satisfied Very Satisfied

	VERY DISSATISFIED	DISSATISFIED	NEITHER SATISFIED NOR DISSATISFIED	SATISFIED	VERY SATISFIED	TOTAL	WEIGHTED AVERAGE
(no label)	0.0%	0.0%	8.9%	30.4%	60.7%	56	4.52
	0	0	5	17	34		

BASIC STATISTICS				
Minimum	Maximum	Median	Mean	Standard Deviation
3.00	5.00	5.00	4.52	0.65

pRad

Answered: 15 Skipped: 0



Very Dissatisfied Dissatisfied Neither Satisfied nor Dissatisfied
Satisfied Very Satisfied

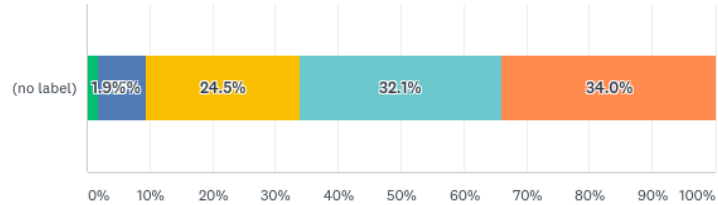
	VERY DISSATISFIED	DISSATISFIED	NEITHER SATISFIED NOR DISSATISFIED	SATISFIED	VERY SATISFIED	TOTAL	WEIGHTED AVERAGE
(no label)	0.0%	7.1%	7.1%	28.6%	57.1%	14	4.36
	0	1	1	4	8		

BASIC STATISTICS				
Minimum	Maximum	Median	Mean	Standard Deviation
2.00	5.00	5.00	4.36	0.89

Q13: How satisfied are you with the beam line availability at LANSCE?

WNR & Lujan Center

Answered: 57 Skipped: 12



Very Dissatisfied Dissatisfied Neither Satisfied nor Dissatisfied Satisfied Very Satisfied

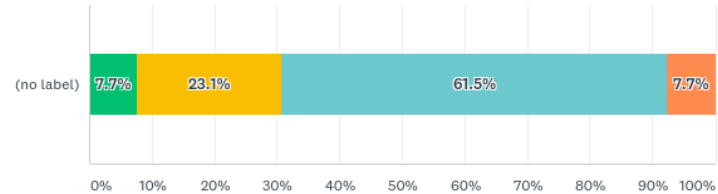
	VERY DISSATISFIED	DISSATISFIED	NEITHER SATISFIED NOR DISSATISFIED	SATISFIED	VERY SATISFIED	TOTAL	WEIGHTED AVERAGE
(no label)	1.9%	7.5%	24.5%	32.1%	34.0%	53	3.89
	1	4	13	17	18		

BASIC STATISTICS

Minimum	Maximum	Median	Mean	Standard Deviation
1.00	5.00	4.00	3.89	1.02

pRad

Answered: 14 Skipped: 1



Very Dissatisfied Dissatisfied Neither Satisfied nor Dissatisfied Satisfied Very Satisfied

	VERY DISSATISFIED	DISSATISFIED	NEITHER SATISFIED NOR DISSATISFIED	SATISFIED	VERY SATISFIED	TOTAL	WEIGHTED AVERAGE
(no label)	7.7%	0.0%	23.1%	61.5%	7.7%	13	3.62
	1	0	3	8	1		

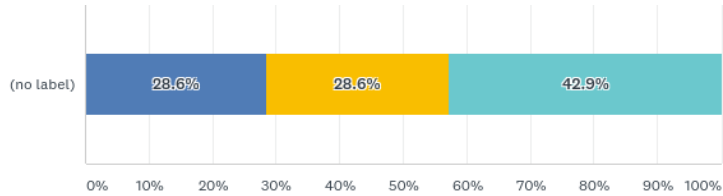
BASIC STATISTICS

Minimum	Maximum	Median	Mean	Standard Deviation
1.00	5.00	4.00	3.62	0.92

Q14: How satisfied are you with the user on-boarding process?

WNR & Lujan Center

Answered: 55 Skipped: 14



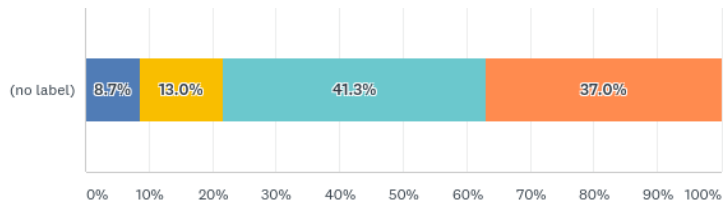
■ Very Dissatisfied
 ■ Dissatisfied
 ■ Neither Satisfied nor Dissatisfied
 ■ Satisfied
 ■ Very Satisfied

	VERY DISSATISFIED	DISSATISFIED	NEITHER SATISFIED NOR DISSATISFIED	SATISFIED	VERY SATISFIED	TOTAL	WEIGHTED AVERAGE
(no label)	0.0% 0	8.7% 4	13.0% 6	41.3% 19	37.0% 17	46	4.07

BASIC STATISTICS					
Minimum	Maximum	Median	Mean	Standard Deviation	
2.00	5.00	4.00	4.07	0.92	

pRad

Answered: 14 Skipped: 1



■ Very Dissatisfied
 ■ Dissatisfied
 ■ Neither Satisfied nor Dissatisfied
 ■ Satisfied
 ■ Very Satisfied

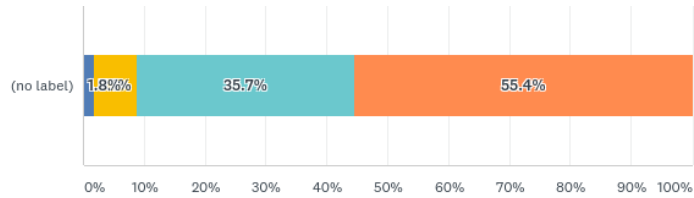
	VERY DISSATISFIED	DISSATISFIED	NEITHER SATISFIED NOR DISSATISFIED	SATISFIED	VERY SATISFIED	TOTAL	WEIGHTED AVERAGE
(no label)	0.0% 0	28.6% 2	28.6% 2	42.9% 3	0.0% 0	7	3.14

BASIC STATISTICS					
Minimum	Maximum	Median	Mean	Standard Deviation	
2.00	4.00	3.00	3.14	0.83	

Q15: How satisfied are you with safety at LANSCE?

WNR & Lujan Center

Answered: 57 Skipped: 12



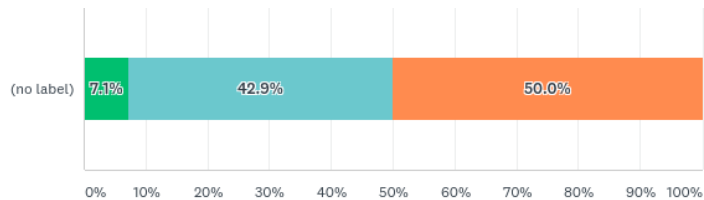
■ Very Dissatisfied
 ■ Dissatisfied
 ■ Neither Satisfied nor Dissatisfied
■ Satisfied
 ■ Very Satisfied

	VERY DISSATISFIED	DISSATISFIED	NEITHER SATISFIED NOR DISSATISFIED	SATISFIED	VERY SATISFIED	TOTAL	WEIGHTED AVERAGE
(no label)	0.0%	1.8%	7.1%	35.7%	55.4%	56	4.45
	0	1	4	20	31		

BASIC STATISTICS					
Minimum	2.00	Maximum	5.00	Median	5.00
				Mean	4.45
				Standard Deviation	0.71

pRad

Answered: 15 Skipped: 0



■ Very Dissatisfied
 ■ Dissatisfied
 ■ Neither Satisfied nor Dissatisfied
■ Satisfied
 ■ Very Satisfied

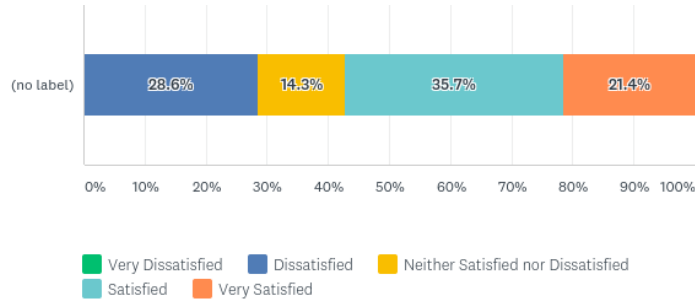
	VERY DISSATISFIED	DISSATISFIED	NEITHER SATISFIED NOR DISSATISFIED	SATISFIED	VERY SATISFIED	TOTAL	WEIGHTED AVERAGE
(no label)	7.1%	0.0%	0.0%	42.9%	50.0%	14	4.29
	1	0	0	6	7		

BASIC STATISTICS					
Minimum	1.00	Maximum	5.00	Median	4.50
				Mean	4.29
				Standard Deviation	1.03

Q16: How satisfied were you with the data analysis and transfer of data to you?

pRad Only

Answered: 14 Skipped: 1



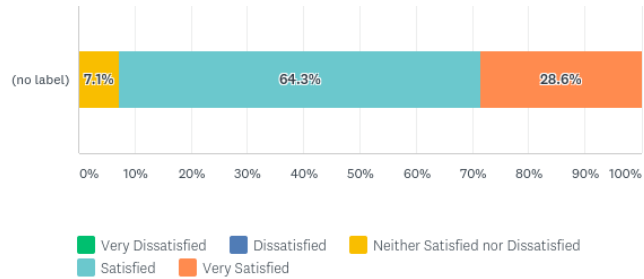
	VERY DISSATISFIED	DISSATISFIED	NEITHER SATISFIED NOR DISSATISFIED	SATISFIED	VERY SATISFIED	TOTAL	WEIGHTED AVERAGE
(no label)	0.0% 0	28.6% 4	14.3% 2	35.7% 5	21.4% 3	14	3.50

BASIC STATISTICS				
Minimum	Maximum	Median	Mean	Standard Deviation
2.00	5.00	4.00	3.50	1.12

Q17: How satisfied were you with the diagnostics capabilities available?

pRad Only

Answered: 14 Skipped: 1



	VERY DISSATISFIED	DISSATISFIED	NEITHER SATISFIED NOR DISSATISFIED	SATISFIED	VERY SATISFIED	TOTAL	WEIGHTED AVERAGE
(no label)	0.0% 0	0.0% 0	7.1% 1	64.3% 9	28.6% 4	14	4.21

BASIC STATISTICS				
Minimum	Maximum	Median	Mean	Standard Deviation
3.00	5.00	4.00	4.21	0.56

Q17: What additional diagnostics would you like to see at pRad?"

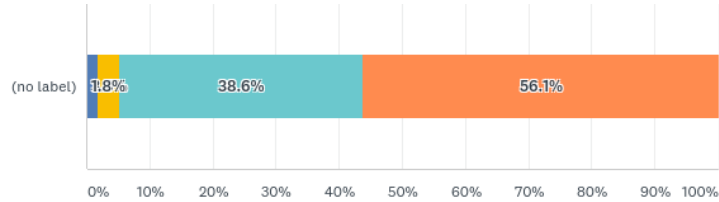
Answered: 6 Skipped: 9

- Spectroscopy
- Optical imaging. 10-frame cameras at IL-1.
- More classified cameras. X-rays or pRad perpendicular to the beam line.
- More frames, higher resolution camera systems. Better optical access for secondary diagnostics.
- Choice of scintillators at IL1.
- I know it's virtually impossible to get a high speed camera to work in the vessel but I'd like to see what's going on if it was possible. Have to dream...

Q16/19: How satisfied were with your overall experience at LANSCE?

WNR & Lujan Center

Answered: 58 Skipped: 11



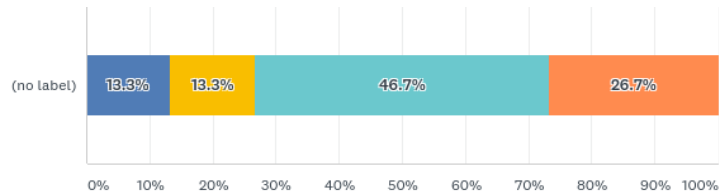
■ Very Dissatisfied
 ■ Dissatisfied
 ■ Neither Satisfied nor Dissatisfied
■ Satisfied
 ■ Very Satisfied

	VERY DISSATISFIED	DISSATISFIED	NEITHER SATISFIED NOR DISSATISFIED	SATISFIED	VERY SATISFIED	TOTAL	WEIGHTED AVERAGE
(no label)	0.0%	1.8%	3.5%	38.6%	56.1%	57	4.49
	0	1	2	22	32		

BASIC STATISTICS				
Minimum	Maximum	Median	Mean	Standard Deviation
2.00	5.00	5.00	4.49	0.65

pRad

Answered: 15 Skipped: 0



■ Very Dissatisfied
 ■ Dissatisfied
 ■ Neither Satisfied nor Dissatisfied
■ Satisfied
 ■ Very Satisfied

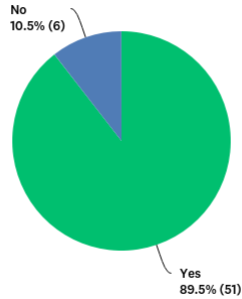
	VERY DISSATISFIED	DISSATISFIED	NEITHER SATISFIED NOR DISSATISFIED	SATISFIED	VERY SATISFIED	TOTAL	WEIGHTED AVERAGE
(no label)	0.0%	13.3%	13.3%	46.7%	26.7%	15	3.87
	0	2	2	7	4		

BASIC STATISTICS				
Minimum	Maximum	Median	Mean	Standard Deviation
2.00	5.00	4.00	3.87	0.96

Q: Are the training requirements appropriate?

WNR & Lujan Center

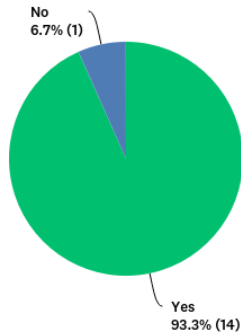
Answered: 57 Skipped: 12



ANSWER CHOICES	RESPONSES	
Yes	89.5%	51
No	10.5%	6
TOTAL		57

pRad

Answered: 15 Skipped: 0

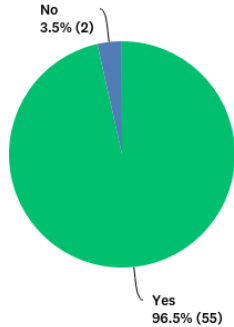


ANSWER CHOICES	RESPONSES	
Yes	93.3%	14
No	6.7%	1
TOTAL		15

Q: Are the safety procedures appropriate?

WNR & Lujan Center

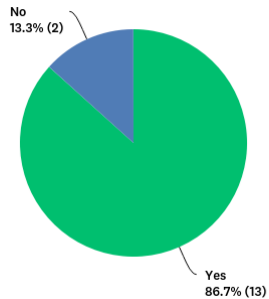
Answered: 57 Skipped: 12



ANSWER CHOICES	RESPONSES	
Yes	96.5%	55
No	3.5%	2
TOTAL		57

pRad

Answered: 15 Skipped: 0

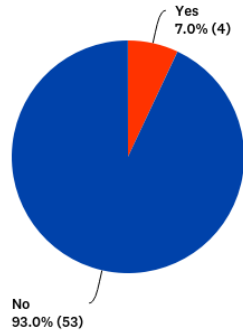


ANSWER CHOICES	RESPONSES	
Yes	86.7%	13
No	13.3%	2
TOTAL		15

Q: Have you (or your team) been involved in any safety incidents at LANSCE in the last few years?

WNR & Lujan Center

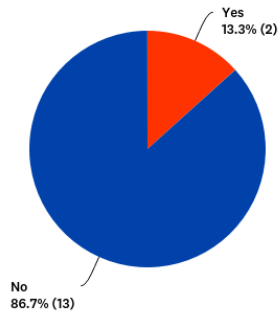
Answered: 57 Skipped: 12



ANSWER CHOICES	RESPONSES
Yes	7.0% (4)
No	93.0% (53)
TOTAL	57

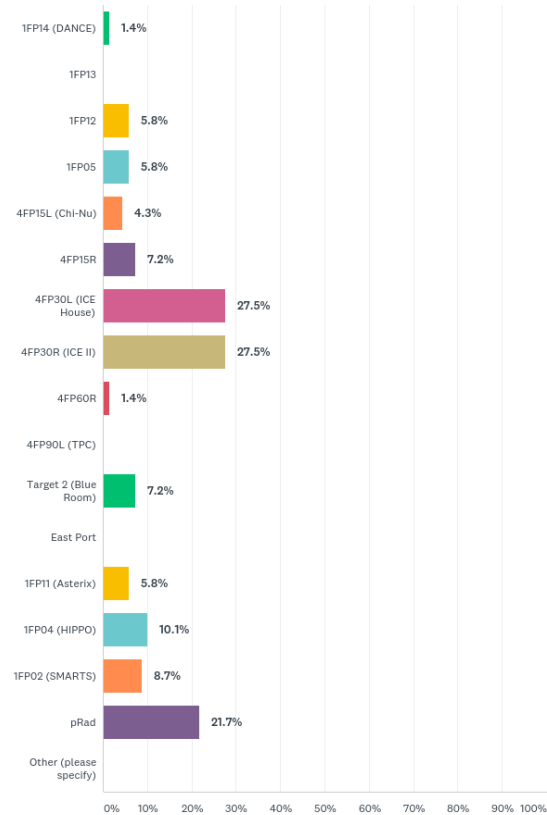
pRad

Answered: 15 Skipped: 0



ANSWER CHOICES	RESPONSES
Yes	13.3% (2)
No	86.7% (13)
TOTAL	15

Q: What flight path did you use at LANSCE?



Answered: 69 Skipped: 19

ANSWER CHOICES	RESPONSES	
1FP14 (DANCE)	1.4%	1
1FP13	0.0%	0
1FP12	5.8%	4
1FP05	5.8%	4
4FP15L (Chi-Nu)	4.3%	3
4FP15R	7.2%	5
4FP30L (ICE House)	27.5%	19
4FP30R (ICE II)	27.5%	19
4FP60R	1.4%	1
4FP90L (TPC)	0.0%	0
Target 2 (Blue Room)	7.2%	5
East Port	0.0%	0
1FP11 (Asterix)	5.8%	4
1FP04 (HIPPO)	10.1%	7
1FP02 (SMARTS)	8.7%	6
pRad	21.7%	15
Other (please specify)	0.0%	0
Total Respondents: 69		

Q22 How many days (approximately) of beam time did you apply for in the last 2 years/have you been granted in the last 2 years?

WNR & Lujan Center

Answered: 50 Skipped: 19

Beam time did you apply for in the last 2 years	Beam time have you been granted in the last 2 years
Average: 16.4	Average: 17.0

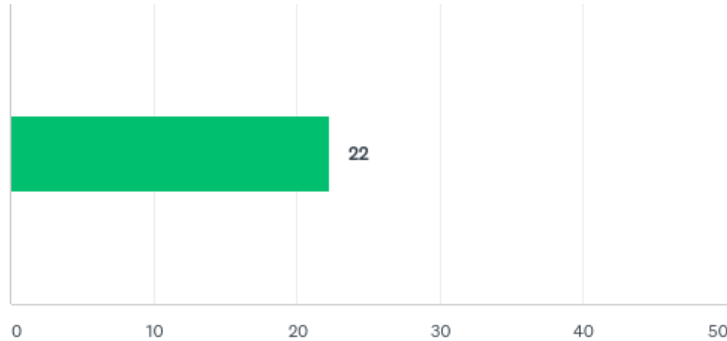
pRad

Answered: 15 Skipped: 0

Beam time did you apply for in the last 2 years	Beam time have you been granted in the last 2 years
Average: 15.9	Average: 10.1

Q: What approximate downtime did you experience during your testing campaign (in %; such as shutter issues, accelerator issues, etc.)?

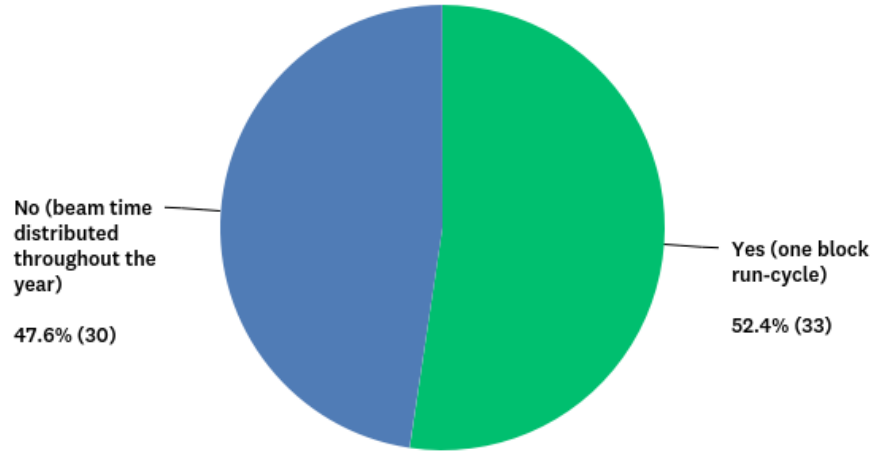
Answered: 65 Skipped: 23



ANSWER CHOICES	AVERAGE NUMBER	TOTAL NUMBER	RESPONSES
	22	1,445	65
Total Respondents: 65			

Q: Currently LANSCE beam lines are offered about 8 months of continuous beam time per year (4 months no beam time). Should the 8 months of beam time be offered as one block (yes) or distributed throughout the year (no)?

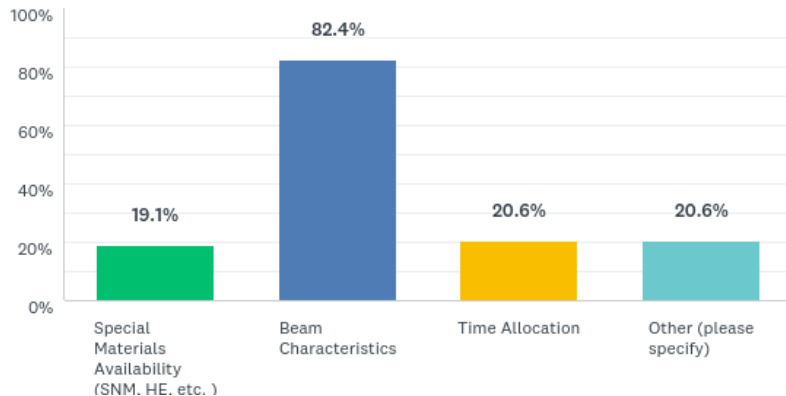
Answered: 63 Skipped: 25



ANSWER CHOICES	RESPONSES
Yes (one block run-cycle)	52.4% 33
No (beam time distributed throughout the year)	47.6% 30
TOTAL	63

Q: Why did you choose to do your experiment at LANSCE? (select all that apply)

Answered: 68 Skipped: 20



ANSWER CHOICES	RESPONSES	
Special Materials Availability (SNM, HE, etc.)	19.1%	13
Beam Characteristics	82.4%	56
Time Allocation	20.6%	14
Other (please specify)	20.6%	14
Total Respondents: 68		

Other (please specify):

- Multipulse radiography sensitive to HE detonation phenomonons.
- ability to provide multiple dynamic images
- Excellent beamline scientists on SMARTS. Long fruitful professional relationship.
- Availability of no cost beam for academic use
- Offered as a collaboration with LANSCE researchers
- SMARTS beamline staff is excellent
- easy access, good technical support
- Realistic neutron energy spectrum, and convenient travel.
- Familiarity
- TSL Uppsala is down
- one of the few places one can get eV energy pulsed neutrons
- Positive working relationship with instrument scientists
- Unique facilities in the Blue Room and East Port
- Geography (for US users)